









**Sending Earnest Money
Made Easy.**



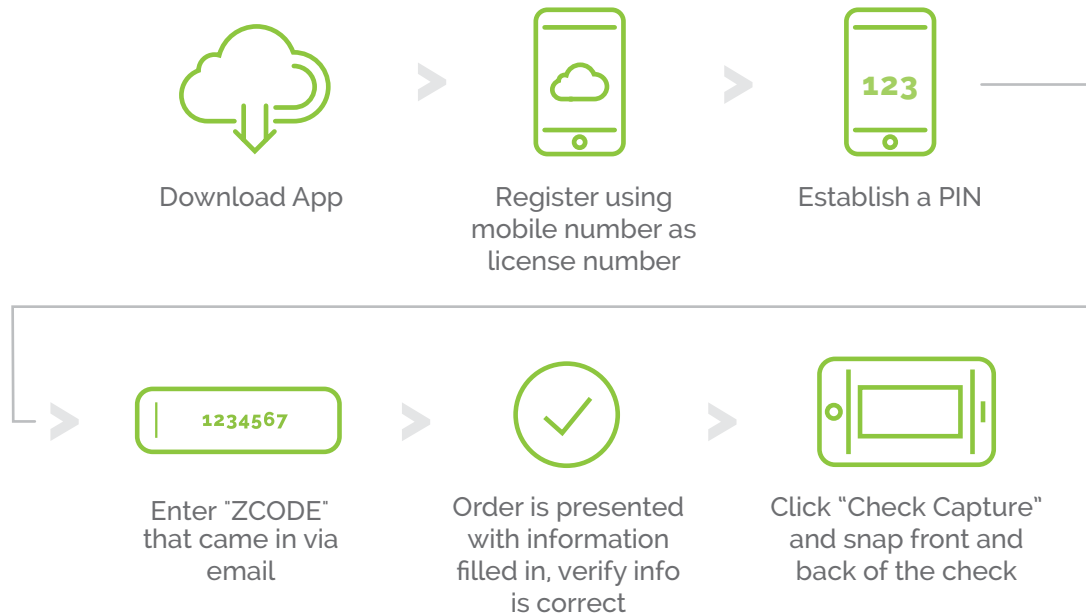
ZOCCAM Process Realtor/Agent

-  Realtor goes to App Store and downloads ZOCCAM
-  Realtor registers, using their license number
-  Realtor establishes PIN number
-  Select send Earnest Money and complete contract information
-  Realtor selects Buyer Capture or Check Capture (Buyer Capture receives "ZCODE" - Check Capture proceeds to #6)
-  Click "Check Capture" and snap front and back of check

Step-by-step

- Realtor goes to App store and downloads ZOCCAM
- Realtor registers, using license number.
- Realtor establishes PIN number
- Realtor selects Earnest Money and completes contract information
- Realtor selects Buyer Capture or Check Capture (Buyer Capture receives "ZCODE" - Check Capture option proceeds to take picture of check)
- Realtor clicks "Check Capture" and snap front and back of check

Buyer Capture Process Buyer



Step-by-step

- Buyer receives notification email from ZOCCAM with "ZCODE"
- Buyer downloads ZOCCAM app. Registers with mobile number as license number
- Buyer enters "ZCODE" provided in email
- Buyer confirms transaction information loaded by the Realtor
- Buyer captures front and back of check
- Buyer clicks confirm and transaction complete
- All parties receive receipt confirmation